



CRANBERRIES IN THE CLASSROOM



THE CRANBERRY ECOSYSTEM

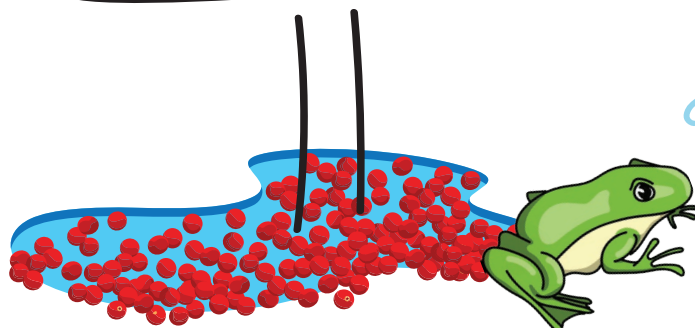


WONDERFUL WATER

WATER IS VERY IMPORTANT TO GROWING CRANBERRIES

1. Water is used in the winter to flood and freeze the bogs.
2. Water is used on cold nights in the fall and spring. It makes a thin blanket of ice that coats the cranberry plants. This protects them from frost and is called frost protection.
3. Water in summer and fall growing months helps the plants stay alive.
4. Water provides a place that many animals and plants live.

Cranberry farmers are careful to not use more water than they need. The water they use comes from rivers, ponds and reservoirs. When they are done flooding bogs the water is cleaned and goes back where it came from.



Watch this video to learn more about how water is used during cranberry harvest.



(<http://osharvest.com/>)



CRANBERRIES IN THE CLASSROOM



THE CRANBERRY ECOSYSTEM



I SPY...

Use the Wonderful Water page to complete this activity. Look at each picture. Write about what is happening. I spy with my little eye...What colors do you see? What sounds do you think there are - are the birds or frogs singing? What smells are in the air?











CRANBERRIES IN THE CLASSROOM



THE CRANBERRY ECOSYSTEM



THE BOG SQUAD

Cranberries grow in an area called a bog. A bog is an area of soft, marshy ground with acid peat soil, usually near wetland. Wetlands are made up of bogs, ponds, ditches, dikes and uplands (forest area near wetlands). The wetlands area is home to lots of wildlife like frogs, fox, deer, and birds and plants like the water lily and lady slipper. They are sometimes called The Bog Squad.

To learn more and see the animals and plants that live in wetlands [Click here](https://bit.ly/3ct8Gs6) or visit <https://bit.ly/3ct8Gs6>. See if you can find all 10 things that live in the wetlands.


Name these plants and animals that make their home in the cranberry wetlands.
Draw a line from the name to the correct picture.

crane



great blue heron

frog



dragonfly

butterfly




lady slipper

deer



otter

water lily



turtle



CRANBERRIES IN THE CLASSROOM



THE CRANBERRY ECOSYSTEM

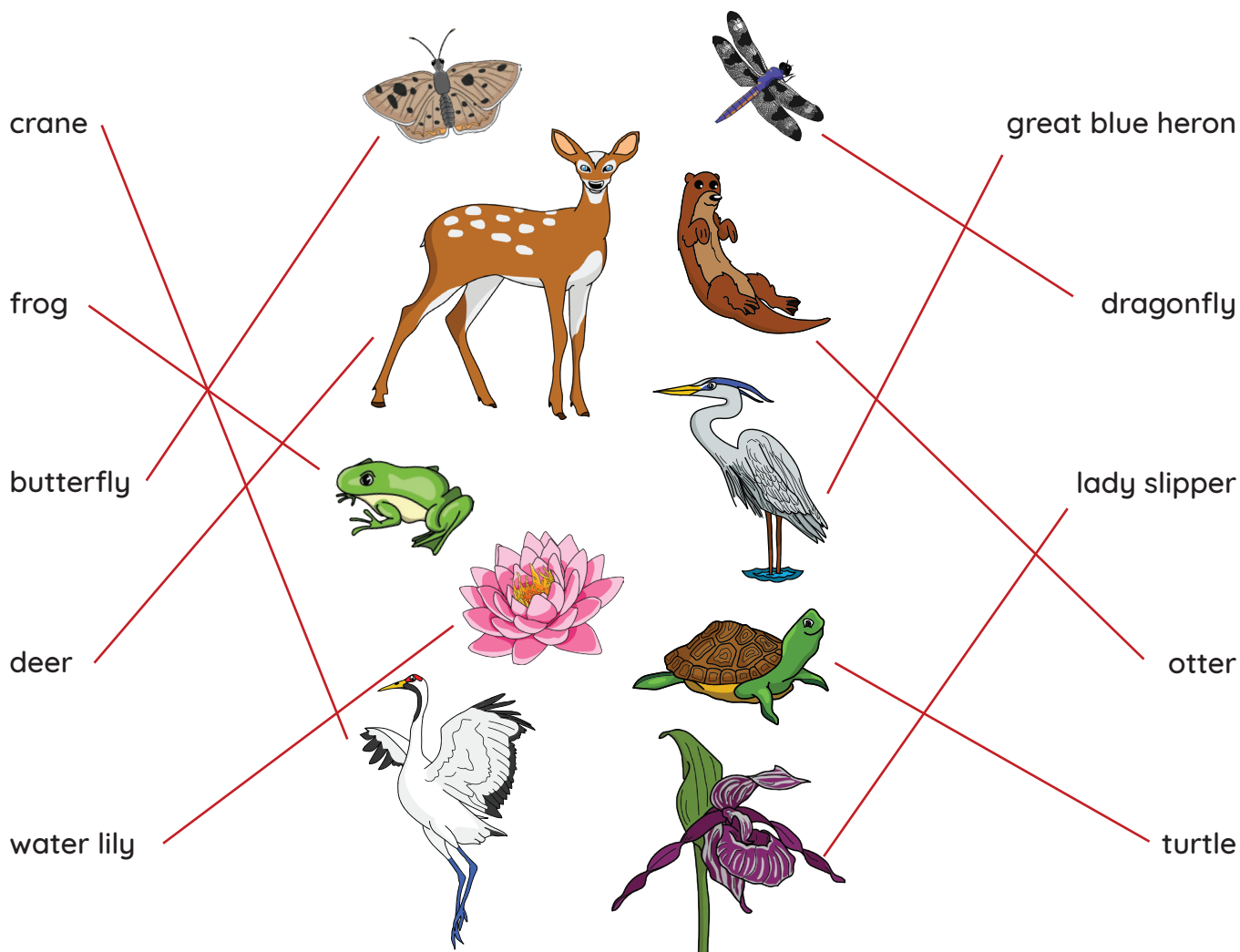


THE BOG SQUAD ANSWER KEY

Cranberries grow in an area called a bog. A bog is an area of soft, marshy ground with acid peat soil, usually near wetland. Wetlands are made up of bogs, ponds, ditches, dikes and uplands (forest area near wetlands). The wetlands area is home to lots of wildlife like frogs, fox, deer, and birds and plants like the water lily and lady slipper. They are sometimes called The Bog Squad.

To learn more and see the animals and plants that live in wetlands [Click here](https://bit.ly/3ct8Gs6) or visit <https://bit.ly/3ct8Gs6>. See if you can find all 10 things that live in the wetlands.

Name these plants and animals that make their home in the cranberry wetlands.
Draw a line from the name to the correct picture.





CRANBERRIES IN THE CLASSROOM



THE CRANBERRY ECOSYSTEM



WILD BIRD FEEDER

You will need the following items:

8-10 large pinecones*

18-yard spool of red ribbon

1 cup nut butter (Any nut butter will work - peanut butter, sunbutter, almond butter, etc.)

1 cup Ocean Spray® Craisins®
Dried Cranberries

1/2 cup birdseed or hulled sunflower



*Pinecones can be collected from the pine trees in some states or purchased at a craft store.

Directions

1. Cut the ribbon into 8-10, 24-inch lengths. Always have an adult's help when cutting.
2. Tie one 24" ribbon length to the end of each pinecone.
3. Soften the nut butter approximately 20-30 seconds in a microwave-safe bowl. Appliances vary so adjust accordingly. You can also stir it really fast in a bowl to soften.
4. Coat each pinecone with nut butter. Sprinkle with Craisins® Dried Cranberries and seeds.
5. Hang by the ribbons on tree branches and watch the birds enjoy their special treat!

Juicy fact:
Cranberry plants
can produce fruit
for 100 years or
more!

